

Twining

Twining is a process by which two weavers are woven in a figure eight motion around spokes. Artists can create a variety of forms (both functional and artistic) and can choose to have a tight exterior or a loos exterior. Twining is a quicker process and can allow for more quick decisions.



Sample Criteria

- Use 3mm and/or 5mm reed.
- Form must be at least 8" inches in the longest direction.
- May (but don't have to) use kool-aid or coffee as a dye.
- Recommend making a basket form, but don't have to ;)

Sample Rubric: 20 points

- | | |
|--------|--|
| ____/5 | Student used time wisely every day. |
| ____/5 | Student created a form that was 8" in longest direction. |
| ____/5 | Student demonstrated patience and an open mind. |
| ____/5 | Student turned in a finished sample. |

Twining diagrams



Twining With A Half Twist Between Spokes



Twining With A Full Twist Between Spokes

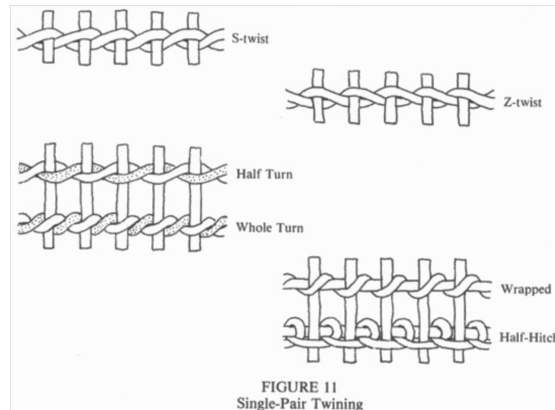
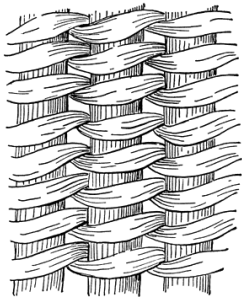
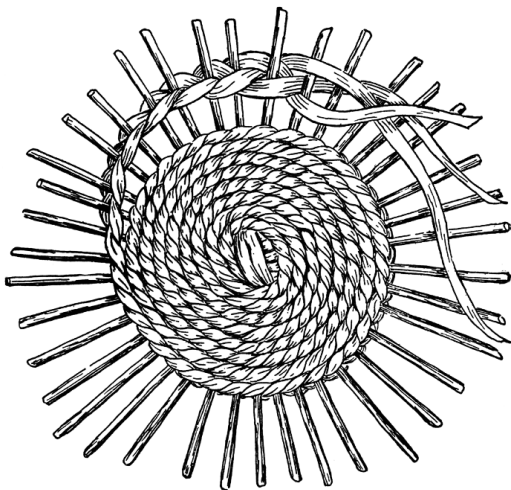


FIGURE 11
Single-Pair Twining

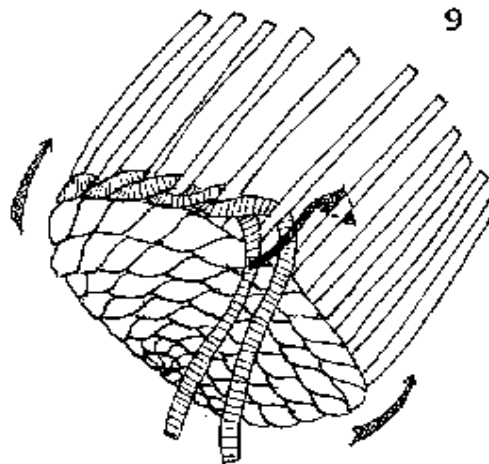
"This is the most intricate and also the most beautiful of all styles of weaving. The warp consists of rigid rods or splints, and the weft is in pairs or in three-strand, twining and braiding in threes."
-Foster, 1921



The twined weave angles up to the left and often completely covers the warp.



Basket Twining, (3 strand twining, behind 1 over 2)



Basic twining stitch, weft on left goes behind warp and to the right